MITOPENCOURSEWARE
MASSACHUSETTS INSTITUTE OF TECHNOLOGY

Current Publication Statistics

Total Courses	2,497
Courses with Full Video	159
Total Supplemental Resources	77
OCW Mirror Sites Worldwide	432
Courses and Supplemental Resources with Instructor Insights	233

Current Publication Statistics reflect the last full month

Website Usage

1 Feb 2021 - 28 Feb 2021

	Country	Sessions
1.	United States	509,332
2.	India	278,743
3.	United Kingdom	64,417
4.	Canada	57,181
5.	China	51,835
6.	Turkey	40,307
7.	Germany	36,072
8.	Brazil	34,028
9.	Pakistan	31,210
10.	Philippines	23,806
11.	Italy	21,631
12.	South Korea	21,416
13.	Australia	20,408
14.	Mexico	20,075
15.	Spain	18,918
16.	Hong Kong	18,312
17.	Russia	18,203
18.	Egypt	17,978
19.	Nigeria	17,249
20.	France	16,854
21.	Taiwan	16,263
22.	Singapore	15,865
23.	Japan	15,414
24.	Indonesia	15,006

1 - 100 / 228

OCW Sessions	1.8M
OCW Visitors	1.0M
OCW Page Views	7.7M
Pageviews of Instructor Insights	3,174
Average Pages per Session	4.4

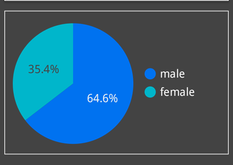

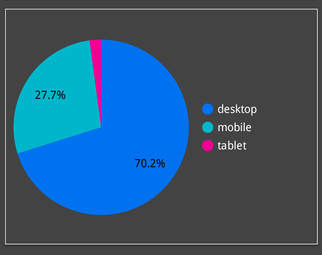

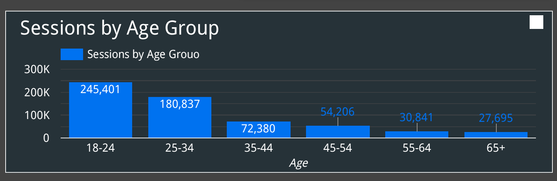

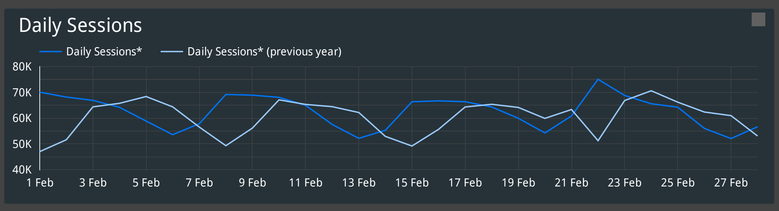

Website Usage Since Launch

Sessions Since Launch	315,833,009
Pageviews Since Launch	1,665,700,610
Unique Visitors Since Launch	183,545,834

YouTube Usage

YouTube Video Views	3.7M
Viewing Time (hours:min:sec)	458789:38:24
YouTube Video Shares	36,138
OCW Videos on YouTube	6,359
Youtube Subscribers Last Month	No data

5% of visitors used search

Here are the top 100 search terms:



* OCW assumes a 10% drop in sessions due to global adoption of ad blocking software.